



- Colours and voltage:**
- Neon Available with Red, Amber, Green or Clear lenses 100/130V (marked 110V), 200/250V (marked 230V)
  - LED-DC Red, Yellow, Blue, White 2.0/2.2V Resistors for other voltages available.
  - LED-AC Red, Yellow, Blue, White 110-230V AC operation.
  - Filament lamp Available with Red, Amber, Green, Clear or Blue lenses 6V, 12, 24V.

- ▶ Neon, LED, mains LED or Filament lamp
- ▶ Bezel sizes from 6.7 to 16.3mm diameter
- ▶ Red, amber, green, blue and white LEDs
- ▶ Wide choice of styles

UL file E63363  
 CSA file 1317844 / 1279633 ©  
 Approvals shown for neon versions only  
**RoHS** RoHS compliant

**SL40 12/24 Volt**  
**SL41 110/240 Volt**

Panel cut out 6.3

Item no.	Voltage	Lens Dia.	Panel Cut-out	Connection
SL40	12/24	7.6mm	6.3mm	Leads
SL41	110/240	7.6mm	6.3mm	Leads

Available in:

**RD AM GN BL CL**

**SL81** Chrome bezel

Panel cut out 12.7

Item no.	Voltage	Lens Dia.	Panel Cut-out	Connection
SL81WL		16mm	12.7mm	Leads

Available in:

**RD AM GN BL CL**

**SL180RD**

Panel cut out 12.7

Item no.	Voltage	Lens Dia.	Panel Cut-out	Connection
SL180RD	240	15mm	12.7mm	Quick Connect

Supply with push on speed nut

Available in:

**RD**

**SL180B** Chrome bezel

Panel cut out 13.5

Item no.	Voltage	Lens Dia.	Panel Cut-out	Connection
SL180B	240	16.3mm	13.5mm	Quick Connect
SL180BWL	240	16.3mm	13.5mm	Leads

Available in:

**RD GN AM**

**SL275** Chrome bezel

Panel cut out 10.0

Item no.	Voltage	Lens Dia.	Panel Cut-out	Connection
SL275QC	240	13.3mm	10mm	Quick Connect
SL275WL	240	13.3mm	10mm	Leads

Available in:

**RD AM GN BL CL**

**SL177** Chrome bezel

Panel cut out 12.7

Item no.	Voltage	Lens Dia.	Panel Cut-out	Connection
SL177QC	240	14.6mm	12.7mm	Quick Connect
SL177WL	240	14.6mm	12.7mm	Leads

Available in:

**RD AM GN BL CL**

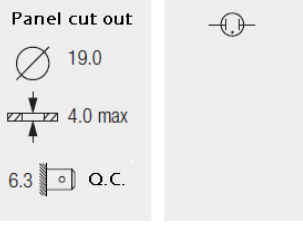
**SL277** Chrome bezel

Panel cut out 10.0

Item no.	Voltage	Lens Dia.	Panel Cut-out	Connection
SL277QC	240	14.6mm	10mm	Quick Connect
SL277WL	240	14.6mm	10mm	Leads

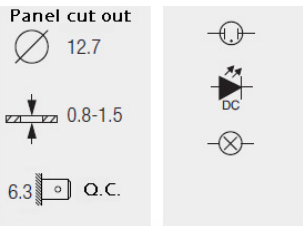
Available in:

**RD AM GN BL CL**



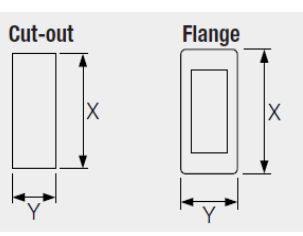
Item no.	Voltage	Lens Dia.	Panel Cut-out	Connection
SL395	240	16mm	19mm	Quick Connect

Available in:  
RD AM GN



Item no.	Voltage	Lens Dia.	Panel Cut-out	Connection
SL589	240	15.9mm	12.7mm	Quick Connect

Available in:  
RD AM GN



Item no.	Voltage	Ø Dia.	Panel Cut-out	Connection
SL430BR	240	14 x 33.4mm	11 x 30mm	Quick Connect

Body Code	Cut-out		Flange	
	Y	X	Y	X
	11.0/11.1	30.0/30.1	14.0	33.4

Available in:  
RD AM GN

\*\*\* For further options please contact our office or visit the Arcoelectric website [www.arcoelectric.co.uk](http://www.arcoelectric.co.uk) \*\*\*

## LED INDICATOR LIGHTS

- LED Lampholders can be supplied with or without LEDs
- Colours: Red, Yellow, Green and Blue LEDs
- Voltages: LEDs are available for direct connection to 2.0/2.2V or 12Vdc.  
For other voltages contact sales office.
- Chrome or Black finish

